


Javeler

Marine Services LLC



SPECIALIZED DREDGING SOLUTIONS



W W W . J A V E L E R . C O M

Javeler

Marine Services LLC

24 HOUR SUPPORT

Javeler is committed to providing exceptional customer service. Our experienced and knowledgeable team gladly accepts the opportunity to assist you 24 hours a day. Our operations headquarters, centrally located in Louisiana, enables us to have a quick response to the entire Gulf Coast.


FIELD PERSONNEL

Our team of qualified field technicians provides expertise in equipment layout, dredging support, equipment maintenance/repair, and daily reporting to ensure optimal productivity, and most importantly, a safe operating environment. Every field technician is TWIC, SafeGulf, HUET, CPR and Rigging certified.



SPECIALIZED DREDGING, EXCAVATION & RECOVERY

- Barge Offloading
- Cofferdam Excavation
- Drill Rig Support
- Environmental Remediation
- Heavy Lift / Marine Salvage
- Internal Pile Excavation/Jetting
- Maintenance Dredging
- Marine Construction
- P and A Support
- Pipeline Trenching/Construction/Repair
- Platform Removals
- Seabed Clearance
- Wetland Restoration



EXPERIENCE

Javeler has provided specialized dredging solutions for over 50 years throughout the United States and in several international markets using an expansive fleet of customized, submersible dredge pumps. We have experience deploying our equipment in a variety of dredging and slurry movement applications including traditional maintenance dredging (docks and ponds), excavating within cofferdams, platform structure decommissioning support, internal pile cleaning, freeing jack-up vessel legs, pipeline installation and removal support, sand mining as well as unloading material barges. Our unique niche is “precision dredging” where we strategically excavate in virtually unlimited water depths and with minimal turbidity while precisely placing the resulting spoils. Our equipment is highly mobile and set up quickly once on site; additionally, every one of our technicians is extensively trained in operating and maintaining our specialized equipment. We are SEMS compliant, registered on ISNetworld.



HSE : NOT JUST A STATEMENT...IT'S A CULTURE!

Javeler Marine Services, LLC is a performance-driven company whose highest priorities are incident and injury prevention, the health of associated personnel, and protection of the environment. Simply put we believe:

- No One Gets Hurt
- No Environmental Damage is Acceptable
- Nothing is More Valuable Than our Employees' Health and Safety




SPECIFICATION OVERVIEW

JAVELER PUMP MODELS	DISCHARGE DIAMETER	DEPTH RANGE	POWER SOURCE	CAPACITY/TDH (GPM@ HEAD)	PRODUCTION	MAX PARTICLE	PUMP WEIGHT	DIMENSIONS
SUBSEA SUBMERSIBLE DREDGE PUMPS								
CLOSED-VANE IMPELLER								
Electric - DL15	4"	0-150'	Generator: 50 kW	400 GPM @ 50'	0-15 yds ³ /hr	1.2"	800	25.5" OD
Hydraulic - TO15	4"	0-5000'	HPU: 12 GPM @ 3000 PSI	880 GPM @ 24'	0-20 yds ³ /hr	1.4"	1,150	29.5" OD
Electric - DP20	4"	0-150'	Generator: 50 kW	880 GPM @ 33'	0-20 yds ³ /hr	2.4"	1,200	32.5" OD
Electric - DP75	8"	0-150'	Generator: 150 kW	1600 GPM @ 95'	0-150 yds ³ /hr	2.4"	2,500	42" OD
Hydraulic - TO75	8"	0-1000'	HPU: 55 GPM @ 3000 PSI	1600 GPM @ 95'	0-150 yds ³ /hr	2.4"	3,500	45" OD
Electric - DP150	10"	0-150'	Generator: 300 kW	3200 GPM @ 72'	0-300 yds ³ /hr	4.7"	8,000	72" OD
Hydraulic - TO150	10"	0-1000'	HPU: 90 GPM @ 3000 PSI	3200 GPM @ 72'	0-300 yds ³ /hr	4.7"	12,000	80" OD
Hydraulic - TO400	16"	0-1000'	HPU: 150 GPM @ 3000 PSI	8000 GPM @ 65'	0- 600 yds ³ /hr	4.7"	20,000	100" OD
RECESSED IMPELLER								
Hydraulic - 81-80	4"	0-1000'	HPU: 45 GPM @ 3000 PSI	525 GPM @ 132'	0-50 yds ³ /hr	1.2"	2,500	30" OD
Hydraulic - 81-150	6"	0-1000'	HPU: 45 GPM @ 3000 PSI	1200 GPM @ 115'	0-120 yds ³ /hr	1.97"	3,000	48" OD
Hydraulic - 81-200	8"	0-1000'	HPU: 45 GPM @ 3000 PSI	2500 GPM @ 76'	0- 150 yds ³ /hr	2.99"	3,200	55" OD
TOPSIDE HIGH PRESSURE WATER PUMPS								
JET PUMPS								
10 x 10 Jet Pump	10"		Cummings K-19	3000 GPM @ 400 PSI			15,640	16'x6'x10'
6 x 6 Jet Pump	6"		John Deere 6068	1500 GPM @ 400 PSI			12,500	15'x6'x8'
6 x 4 Jet Pump	4"		John Deere 6068	1500 GPM @ 225 PSI			7,000	12'x4'x7.5'
TOPSIDE SLURRY BOOSTER PUMPS								
BOOSTER PUMPS								
14 x 12 GIW Booster	12"		John Deere 6125	3500 GPM @ 170' HEAD		5"	17,000	16'x5.2'x8.5'
12 x 10 GIW Booster	10"		Detroit Series 60	3500 GPM @ 170' HEAD		5"	13,000	15.2'x6.5'x8.7'
8 x 6 GIW Booster	8"		John Deere 6068	2000 GPM @ 145' HEAD		3"	10,000	15'x4.5'x8.7'
8 x 6 Furukawa Booster	8"		Detroit 671	2000 GPM @ 145' HEAD		3"	9,000	13'x5.4'x8'
CRANE BARGE	DIMENSIONS	CRANE MODEL	BOOM LENGTH	SPUDS	VESSEL DRAFT	FUEL CAPACITY		
Mini-Barge	24' x 36' x 3'	Tech Crane	30'	30'	2.5'	500gals		

Javeler Advanced Water-Jetting System "JAWS"

The Javeler Advanced Water-Jetting System (JAWS) is a submersible precision dredge pump coupled with an unrivaled high force cutting system designed to remove high plasticity subsurface material. Javeler's knowledge and experience combined with the highly efficient and innovative design of this tool makes JAWS the optimal system to cut and move hard material beneath the surface of the water.



"JAWS" SPECIFICATIONS

Total Orifice Size:	4.5 inch
Capacity:	3000 GPM
Head:	1150 feet
Production:	150 cy/hour
Power Source:	JMS 3000 Jet Pump
	14'L x 7'W x 9.5'H

Operational Depths: 0 to >2000 feet

*Pressure compensated for depths greater than 150 feet.

Hydraulic Hose Reel: 9'L x 7'W x 8'H

*Dimensions and weights will vary due to application

OPTIONAL EQUIPMENT

Jetting	Multiple jetting options
Discharge Hose Reel	Available with or without floats
Jet Hose Reel	Variable capacity
Job Storage	8'x10' portable workshops with tools and parts

SPECIALIZED DREDGING & EQUIPMENT



It's more than a pump; it's how Javeler makes it work.

- CAPABILITIES :**
- Able to exceed the force required to cut clay material of 5,000psf
 - Up to 3000 GPM of flow
 - Able to create a mass flow if desired

- FEATURES :**
- No additional moving parts or submerged mechanical components
 - Strategic placement of material removed
 - Designed for minimal debris related downtime

- VERSATILITY :**
- Variable flow rate
 - Customizable nozzle configuration (count and orifice size) for enhanced production
 - Able to optimize production in any environment and material

Dredging Services:

Javeler is a full - service dredging company with an experienced team and a premier fleet of excavation equipment. Applications include:

Deepwater Dredging	Well-Site Excavation
Offshore Dredging	Platform Abandonment
Decommissioning	Pipeline Burial/Retrieval
Salvage	Internal Pile Excavation
P&A Excavation	Jack Up Leg Excavation
Bridge Construction	Barge Offloading
Coffer Dams	Maintenance Dredging

Testimonial:

Burt Moorhouse Gulf Copper Ship Repair Inc.

"While the world's largest semi-submersible waited to come ashore, we encountered material that was unable to be removed by the TOYO pump alone. You didn't even ask - you just showed up with your JAWS equipment, cut through the hard stuff, and pretty much saved the day. I'm glad we had Javeler on the project."



119 Ida Road, Broussard, LA 70518
337-445-1034 | www.javeler.com



Javeler
Marine Services LLC

MAILING ADDRESS:
JAVELER MARINE SERVICES, LLC
PO BOX 309, BROUSSARD, LA 70518

PHYSICAL ADDRESS:
119 IDA ROAD, BROUSSARD, LA 70518

PHONE: 337.445.1034

FAX: 337.445.1035

EMAIL: SALES@JAVELER.COM

WEBSITE: WWW.JAVELER.COM